

2 0 0 2

A X I O M

YOU CAN'T OUTFRAN THE

TRUTH



**AXIOM** (ăk'sē-em) NOUN

TRUTH

A SELF-EVIDENT OR UNIVERSALLY



**THE 2002 ISUZU AXIOM** You can't break away. It will catch you. Try to deny it. It will overpower you. The truth forges its own path, and it will not be ignored. Introducing Axiom, the unmistakable new truth from Isuzu. Axiom shatters



RECOGNIZED TRUTH.



sport sedan performance. Whether you see it gaining on you in the rearview mirror or feel the rush of its 230-horsepower V6 engine from the driver's seat, Axiom commands attention. For those drivers seeking a road never traveled, take



TRUTH

IT'S EVERYTHING





YOU'VE NEVER DRIVEN.






section chassis for superior structural rigidity. Then, they took the Isuzu 3.5-liter V6, TORQUE-ON-DEMAND® 4WD and Intelligent Suspension Control™ and put them to work in one vehicle with one purpose: taming the road. Each technology was re-engineered with Axiom's specific DNA in mind. The result: a fully automatic, terrain-sensing drive and handling package that sets a new standard for Isuzu. And everyone else as well.








FROM THREE PROVEN TECHNOLOGIES

TRUTH

COMES **ONE REVOLUTIONARY** DRIVING DYNAMIC.

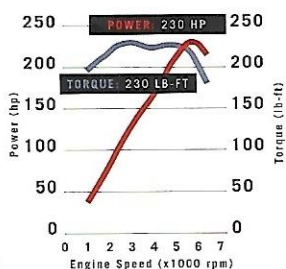




# AXIOM

## TRUTH

3.5-LITER V6 230 horsepower. 230 lb-ft of torque. And it's all available at the speed of light, thanks to a fully electronic fighter-jet-tech drive-by-wire throttle control system. The newest Isuzu V6 also uses 2-stage variable induction for continuous torque and power at any engine speed. Push the accelerator. You'll know instantly Axiom flies in more than just the face of convention.



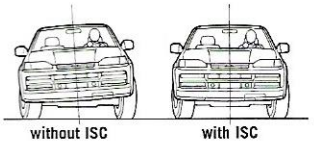




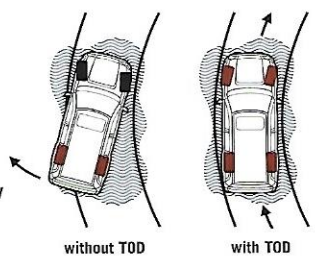
**INTELLIGENT SUSPENSION CONTROL**

Seize the road on your terms.

A dual-mode, semi-active suspension system, ISC™ quiets unruly terrain by adjusting each shock independently to one of 17 settings every 40 milliseconds. Select standard mode for a more relaxed ride or sport mode to stiffen the suspension for more athletic driving. Whichever you choose, ISC dials in the ride best suited to your mood and, of course, the road.



**TORQUE-ON-DEMAND Traction**  
without having to take action. An entirely active 4WD system, TOD® seamlessly translates throttle input into motion. This exclusive technology “predicts” wheel slippage and corrects it by automatically delivering torque where there’s traction. Turning power into motion with maximum stability. And when you need even more control, there’s 4WD Low range for greater grip.





TRUTH

THE WIND WILL NEVER SEE YOU





COMING.



Cheat the wind, and the road is yours. With its sweeping lines and raked  
stance, Avium is one of the most aerodynamic vehicles in its class.



Bold design and subtle texture intersect with the unexpected throughout Axiom's interior. The futuristic glow of the Multi-Information Display infuses a classic black-and-tan color scheme. The gleam of metallic accents punctuates the delicate stitching of fine leather. In truth, Axiom's interior is as surprising as it is comforting. As impressive as it is subdued. With all the built-in functionality that you expect from Isuzu.








IT'S THE MOST LUXURIOUS

ISUZU VEHICLE EVER.

TRUTH







TRUTH

**For the driver:** a 4-spoke, leather-trimmed steering wheel, 4-way power

**For passengers:** a sculpted





Axiom XS interior in Black and Tan leather

driver's seat and available leather heated front seats.

cabin with room for five and nearly 86 cubic feet of cargo space.





TRUTH

THE MEET

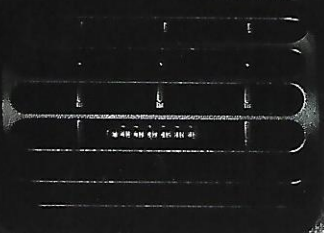




SHALL INHERIT YOUR SHADOW.







P  
R  
N  
D  
3  
2  
L



ISUZU

BRS





ST FM1 CH 3 98.1  
75°F ELAPSED TIME 5:09  
AUTO COMPASS 150° OUTSIDE TEMP. 57°F  
APR 10 TUE  
ILLUM. SERVICE RESET COMP. MODE CLOCK ON/OFF

VOL ISUZU TUNE  
push ON TAPE FM/AM CD SEEK TRACK SCAN RPT/RDM push AUDIO  
1 REW 2 PLAY 3 FF 4 PROG 5 DI 6 OFF  
TEMP AUTO FRT RR MODE A/C  
AUTOMATIC T/M MODE SUSPENSION MODE  
POWER WINTER RIDE SPORT

P  
R  
N  
D  
3  
2  
1



AXIOM  
TRUTH



**HOMELINK** Besides automatically dimming at night when headlights hit it, Axiom's electrochromic rearview mirror has an integrated HomeLink® Universal Transceiver which can be programmed to open garage doors, security gates, even turn on house lights.





**PREMIUM AUDIO SYSTEM** Eight speakers. 140 watts. Axiom's AM/FM stereo/cassette with 6-disc CD changer pleases the eye as well as the ear. With its ultrafunctional controls in the center console and a high-visibility readout on the Multi-Information Display (MID), this is one system that lets you concentrate on finding your groove instead of some tiny stereo controls.



**MULTI-INFORMATION DISPLAY**

The Axiom nerve center, the MID houses readouts for the audio system and the automatic climate control while providing driver resources like outside temperature, service reminders and trip computer functions. There's also a satellite-linked, digital compass and a chronometer that's synchronized via satellite with the U.S. atomic clock for unsurpassed accuracy. So you'll know just how early you've arrived.





# FEATURES AND SPECIFICATIONS

| SAFETY & SECURITY   | AXION | AXION XS |
|---|-------|----------|
| Driver and front passenger air bags <sup>1</sup>  | S     | S        |
| 3-point front and rear outboard seat belts with front adjustable belt anchors and rear center lap belt <sup>2</sup> | S     | S        |
| 4-wheel anti-lock brake system  | S     | S        |
| TORQUE-ON-DEMAND 4WD system <sup>3</sup>  | S     | S        |
| Skid plates for radiator and fuel tank (plus transfer case on 4WD models)   | S     | S        |
| Power door locks plus child-proof rear side-door locks  | S     | S        |
| Child seat lower rigid and top-tether anchor brackets   | S     | S        |
| Remote keyless entry with integrated anti-theft system  | S     | S        |
| Color-keyed dual power outside mirrors with defoggers   | S     | S        |
| 2-speed/variable intermittent windshield wipers and rear window wiper/washer  | S     | S        |

## EXTERIOR

|  |   |   |
|--|---|---|
| Flush-mounted halogen headlamps                                | S | S |
| Integrated fog lamps   | O | S |
| Power tilt/slide moonroof with sunshade                        | O | S |
| Privacy glass: rear side doors, quarter windows and cargo door | S | S |
| Bright-finish bodyside moldings                                | O | S |
| 17" aluminum-alloy wheels with locks                           | S | S |
| Full-size, underfloor-mounted spare tire                       | S | S |
| Protective mudflaps <sup>3</sup>                               | S | S |

## INTERIOR

|  |   |   |
|--|---|---|
| Reclining front bucket seats with driver's adjustable lumbar support               | S | S |
| 4-way power driver's seat  | S | S |
| 4-way power front passenger's seat   | — | S |
| Moquette velour upholstery   | S | — |
| Leather seating surfaces with heated front seats                                   | — | S |
| 60/40 split folding/reclining rear seat  | S | S |
| Cruise control with indicator light  | S | S |
| Tilt steering column   | S | S |
| Automatic climate control  | S | S |
| Multi-Information Display for audio/climate systems plus trip computer and compass | S | S |
| Full instrumentation (with TORQUE-ON-DEMAND indicator on 4WD models)               | S | S |
| Premium 8-speaker, 140-watt AM/FM stereo/cassette and 6-disc CD changer            | S | S |
| Auto-dimming electrochromic rearview mirror with integrated HomeLink controls      | S | S |
| Power windows with driver's express-down feature and lockout capability            | S | S |
| Driver and front passenger illuminated visor vanity mirrors with covers            | S | S |
| Auxiliary power outlets, in dash and rear cargo area                               | S | S |

S = Standard    O = Optional    — = Not Available

## ENGINE

### ALL MODELS

|                            |  |
|----------------------------|--|
| Displacement/configuration | 3.5-liter DOHC 24-valve V6   |
| Horsepower @ rpm           | 230 @ 5400   |
| Torque (lb-ft) @ rpm       | 230 @ 3000   |
| Induction/throttle system  | 2-stage variable induction with computer-controlled valves and drive-by-wire throttle system |
| Compression ratio          | 9.1:1  |

## DRIVETRAIN

|  |  |
|--|--|
| Type                                   |  |
| 2WD                                    | Front-engine/rear-wheel drive  |
| 4WD                                    | Front-engine/TORQUE-ON-DEMAND 4-wheel drive with limited-slip rear differential                  |
| Automatic transmission                 | 4-speed electronic automatic overdrive with lockup torque converter and power/winter start modes |
| Axle ratios (:1)                       |  |
| Rear axle/front axle <sup>3</sup>      | 4.30/4.30  |
| Transfer case ratios <sup>3</sup> (:1) |  |
| High/low                               | 1.00/2.48  |

## SUSPENSION

|       |   |
|-------|---|
| Front | Independent double-wishbone, torsion bars, direct double-acting gas-filled shock absorbers and stabilizer bar |
|-------|---|



# COLOR AND TRIM


## EXTERIOR



Alpine White



Canal Blue Mica



Blond Gray Metallic



Garden Green Mica



Star Gold Metallic



Anthracite Metallic

Black and Tan  
Moquette Velour  
(Axiom)Black and Tan  
Leather  
(Axiom XS)

## EXTERIOR DIMENSIONS

|                            |            |              |
|----------------------------|------------|--------------|
| Wheelbase                  |            | 106.4 in     |
| Length, bumper to bumper   |            | 182.6 in     |
| Width                      |            | 70.7 in      |
| Height                     |            | 67.2 in      |
| Track                      | front/rear | 59.6/59.8 in |
| Ground clearance (minimum) |            | 7.9 in       |

## INTERIOR DIMENSIONS

|                  |              |                 |  |
|------------------|--------------|-----------------|--|
| Headroom         |              |                 |  |
| With moonroof    | front/rear   | 38.1/36.9 in    |  |
| Without moonroof | front/rear   | 39.9/39.1 in    |  |
| Legroom          | front/rear   | 42.1/35.0 in    |  |
| Hip room         | front/rear   | 53.0/53.5 in    |  |
| Shoulder room    | front/rear   | 56.6/55.9 in    |  |
| Cargo volume     | seat up/down | 35.2/85.4 cu ft |  |

## WEIGHT & CAPACITIES

|  |  |              |
|--|--|--------------|
| Fuel tank  |  | 19.5 gal     |
| Curb weight  |  |              |
| 2WD/4WD  |  | 3920/4180 lb |
| Towing capacity <sup>4</sup> (with trailer brakes) |  |              |
| 2WD/4WD  |  | 4500/4500 lb |

## EPA ESTIMATED FUEL ECONOMY

|                                   |           |
|-----------------------------------|-----------|
| City/highway mileage <sup>5</sup> | 16/20 mpg |
|-----------------------------------|-----------|

## WARRANTIES<sup>6</sup>

10-year/120,000-mile Powertrain Limited Warranty  
 3-year/50,000-mile New-Vehicle Limited Warranty (no deductible required)  
 6-year/100,000-mile Perforation From Corrosion Limited Warranty  
 5-year/60,000-mile Roadside Assistance (1-800-444-0303)  
 Protection Plan/Protection Plus (After Sale Products)



## SUMMARY OF DEALER-INSTALLED ACCESSORIES<sup>7</sup>

Hood protector, Moonroof visor, Nose mask, Door visor, Mudflaps, Roof rack with ski/snowboard attachments, Trailer hitch<sup>8</sup>, Block heater, Bodyside moldings, Fog lamps, Floor mats

<sup>1</sup> Always remember to wear your seat belts. Air bags are a supplemental restraint whose effectiveness varies with speed, conditions and angle of impact. See the owner's manual for complete details.

<sup>2</sup> 3-point outboard passengers' seat belts include automatic locking retractors.

<sup>3</sup> 4WD models only.



TRUTH

LEMMINGS WILL NOT LIK





YOU.





visit us [www.isuzu.com](http://www.isuzu.com)

1.800.795.9779 call us

**ISUZU**

Go farther.

All photographs, illustrations, equipment and technical data shown in this brochure are based upon the latest information available at the time of publication. American Isuzu Motors Inc. reserves the right to make changes at any time, without notice, in prices, colors, materials, equipment, specifications and models, and to discontinue models or equipment. Some vehicles are shown with optional equipment. Some equipment shown is dealer-installed. These Isuzu vehicles are assembled from component parts manufactured by Isuzu Motors Limited and its affiliated companies and by independent suppliers who manufacture such components to Isuzu's exacting standards for quality, performance and safety. See your authorized Isuzu dealer for details. HomeLink is a registered trademark of Johnson Controls, Inc.